



TEACHER NOTES

EXCURSION GUIDE

nswrailmuseum.com.au

Curriculum links and practical information to plan your next school excursion to the NSW Rail Museum.





School excursions are a great way to engage students with inspiring subject matter and ignite their love of learning.

A visit to the NSW Rail Museum is more than just time out of the classroom. With Australia's largest collection of historic rollingstock, railway objects and memorabilia, students can see and experience our state's rich railway history through our curriculum linked education tour.

These teacher notes provide practical information to help you plan your school group visit.

If you have any questions or require further information, please don't hesitate to contact the NSW Rail Museum on **1300 11 55 99** or email customers@thnsw.com.au.

CONTENTS

INTRODUCTION	5
About the NSW Rail Museum	5
A brief history of the NSW railways	7
EDUCATION PROGRAM	8
Sample excursion itinerary	8
Curriculum links	9
Pre-visit and post-visit resources	10
GENERAL INFORMATION	12
Getting to NSW Rail Museum	12
Bookings	12
On Arrival	13
Supervision and Safety	13
Accessibility	13
Opening Hours	13
Contact	13
Museum Map	14



INTRODUCTION

NSW Rail Museum: Where Rail Heritage Comes To Life

The NSW Rail Museum is located within the historic town of Thirlmere in South West Sydney.

Go all the way back to the beginning as you walk the timeline of rail development from the invention of the very first steam engine to today, and discover how NSW railways brought life to town and country.

See inside the driver's cab of an historic steam locomotive, explore a mail van, walk through a prison van and admire the Governor-General's carriage in all its glory.

Visit the Great Train Hall to see an impressive collection of locomotives, carriages and wagons – each with a unique story to tell.

The historic Loop Line

The NSW Rail Museum is located alongside the Picton – Mittagong Loop Line, an historic rail line which originally opened in 1867 as part of the original Main Southern Railway.

The line was bypassed by a new double track alignment in 1919, with regular services continuing up until the 1970s.

While much of the line remains inactive today, the section between Picton and Buxton remains operational for heritage train experiences as part of the museum. The line also provides access to the NSW rail network at Picton for Transport Heritage NSW's regular program of heritage train events and experiences, conducted all year-round across Greater Sydney and regional NSW.

Transport Heritage NSW

The NSW Rail Museum is proudly operated by Transport Heritage NSW – a not-for-profit, member-based organisation, funded by the NSW Government.

To learn more about THNSW, visit: thnsw.com.au



The NSW Railways: A Brief History

The railways revolutionised the lives of ordinary people in NSW – they brought people together, allowed the transport of goods and services across great distances and into new areas, introduced ‘railway time’ and timetabling, provided individuals with jobs and built communities.

Each object on display at the NSW Rail Museum has its own story to tell about the social, economic and technological significance of the railways to the state’s history.

The social impact of the coming of the railways was profound. Even though the earliest trains were slow by modern standards, a trip that would once have taken several days by horse and cart could be completed in a matter of hours. This brought about the rise of commuting, as people could now live further away from their place of employment and suburbs grew around railway stations. In Sydney, the suburbs that developed alongside the main lines to Liverpool and Penrith enabled the city to double in size between 1855 and 1880. In regional areas, towns thrived or died depending on whether or not they had a railway station.

Tourism and leisure travel was transformed to a day trip or holiday to the sea or snow, and visiting family in the country became possible for the average person. Large numbers of people could be moved quickly and efficiently for major cultural and sporting events. Leisure activities, such as circuses, were able to travel by rail to regional areas.

Most of the state’s farming areas would never have been profitable without the railways. In addition to wheat, produce such as dairy, livestock and fresh fruit and vegetables could now be transported to the lucrative Sydney markets before spoiling. Manufacturers and retailers could move their goods around the state in greater quantities than was possible by horse. Dignitaries could travel in comfort and arrive for public duties refreshed. Information was conveyed across the state to communities large and small in the form of mail, newspapers, magazines, catalogues, books and parcels.

The workshops at Eveleigh were once the largest industrial complex in Australia and for many years the NSW railways was the state’s largest employer. The railways brought training, skills and a lifetime of stable employment to the tens of thousands who worked for it, in every type of job from cleaners to commissioners, boilermakers to bartenders, foremen, firemen and fitters, clerks and clock winders, waitresses, signalmen, stationmasters and gatekeepers – there was a job for everyone.

EDUCATION PROGRAM

Excursion Times

The NSW Rail Museum offers excursions every weekday. Below is an exemplar excursion run sheet. Please note, times may differ depending on group size and if a heritage train ride is included.

Time	Activity
9:45am – 10:15am	Arrival, including toilet break and crunch & sip.
10:15am – 10:30am	Introduction in theatrette.
10:30am – 10:55am	<p>GUIDED TRAIL: STATION 1 Curriculum Link-Geography</p> <p>Stage 1: Students learn about mail vans and their purpose on NSW Railways. They will sort mail and parcels before preparing their own package for delivery.</p> <p>Stage 2: Students investigate the expansion of the NSW rail network before sharing their own experiences as rail users. They will then design their own train line to serve a local community.</p>
10:55am – 11:20am	<p>GUIDED TRAIL: STATION 2 Curriculum Link-History</p> <p>Stage 1: Students learn about the 14 occupations from NSW Railways. They will investigate four suitcases that have been left behind and search through the clues to determine who needs to be reunited with their belongings.</p> <p>Stage 2: Students will have the opportunity to meet a real-life train driver. Using prepared questions, students will interview a train driver to learn all about life on the tracks!</p>
11:20am – 11:50am	Lunch
11:50am – 12:00pm	Toilet break and walk to Thirlmere Station.
12:00pm – 1:00pm	Heritage train ride (if included in booking). Students complete Train Window Bingo.
1:00pm – 1:25pm	<p>GUIDED TRAIL: STATION 3 Curriculum Link-Mathematics</p> <p>Stage 1: Students are introduced to locomotive 1905, the first locomotive to cross the Sydney Harbour Bridge. They will then complete a shape hunt and fill out a shape 'passport' before constructing their own train from supplied materials.</p> <p>Stage 2: Students will learn about different train wheel configurations. They will move around the Great Train Hall collecting data on the different wheel configurations before sharing their findings and discussing why such variations exist.</p>
1:25pm – 1:50pm	<p>GUIDED TRAIL: STATION 4 Curriculum Link-Science</p> <p>Stage 1: Students will investigate push and pull motions using toy trains. They will participate in hands-on learning and discuss different scenarios where each force could be used.</p> <p>Stage 2: Students observe the train tracks leading into the Roundhouse. They will discuss why tracks are made from steel before conducting an experiment using a range of materials to determine differing amounts of friction.</p>
1:50pm	Toilet break and departure

Curriculum links

The NSW Rail Museum Education Program supports the NSW Syllabus for the Australian Curriculum in the following areas:

STAGE 1 (YEARS 1 & 2)	
Subject	Outcomes
HISTORY The Past and the Present	HT1-1 Communicates an understanding of change and continuity in family life using appropriate historical terms. HT1-4 Demonstrates skills of historical enquiry and communication.
GEOGRAPHY Making Connections: People And Places	GE1-1 Describes features of places and the connections people have with places. GE1-3 Communicates geographical information and uses geographical tools for inquiry.
SCIENCE AND TECHNOLOGY Energy Comes in Different Forms	ST1-9PW-ST Investigates how forces and energy are used in products.
MATHEMATICS	MA1-2DS-01 Recognises, describes and represents shapes including quadrilaterals and other common polygons. MA1-DATA-01 Gathers and organises data, displays data in lists, tables and picture graphs.
STAGE 2 (YEARS 3 & 4)	
Unit	Outcomes
HISTORY Community and Remembrance	HT2-2 Describes and explains how significant individuals, groups and events contributed to changes in the local community over time.
GEOGRAPHY Places are Similar and Different	GE2-1 Examines features and characteristics of places and environments. GE2-2 Describes the ways people, places and environments interact.
SCIENCE The Physical World	ST2-8PW-ST Describes the characteristics and effects of common forms of energy, such as light and heat. ST2-WS-S Questions, plans and conducts scientific investigations, collects and summarises data and communicates using scientific representations.
MATHEMATICS	MAO-WM-01 Develops understanding and fluency in mathematics through exploring and connecting mathematical concepts, choosing and applying mathematical techniques to solve problems, and communicating their thinking and reasoning coherently and clearly.

Pre-visit and post-visit resources

To support your visit to the NSW Rail Museum, we have created stage-specific resources to be used flexibly (pre-visit or post-visit).

Narrative

In “Pages of the Past - Alessia’s railway journey”, we meet Alessia, a young girl who embarks on a rail journey like no other. Follow her as she uncovers the fascinating history of the NSW Rail network.

Suggested time to implement: *Pre-visit.* We suggest reading the narrative before your visit to build anticipation, spark the imagination and give students an idea of what type of things they might encounter at the NSW Rail Museum.

PAGES OF THE PAST ALESSIA'S RAILWAY JOURNEY



nswrailmuseum.com.au

STAGE 1



NSW RAIL MUSEUM NARRATIVE - STAGE 1

Chapter One

Sunlight warmed Alessia's face as she sat on the front steps of her new house, grumbling about the unfairness of the move. She never wanted to leave her old friends behind, but her parents had promised a bigger house and a livelier neighbourhood. Ignoring her complaints, the removalists hustled past, lugging heavy boxes inside.

"Alessia?" Her father crouched down beside her, concern in his eyes. "Time to help us out. There's a box of books in your new room. Can you unpack it, please?"

Alessia reluctantly made her way up the stairs, still unhappy about the move. With no siblings, her friends were her family, and now, all she had were her books.



Chapter Two

Alessia's mother had tried to cheer her up by mentioning the massive bookshelf in her new room. It didn't work; Alessia believed she would remain miserable in this big house with its grand bookshelf.

She tore open a box filled with books, feeling a sense of anticipation. Maybe she'd rediscover an old favourite among them. As she carefully placed each book on the floor, her mood began to lift. The books brought a piece of her old home into this new one.

The bookshelf spanned an entire wall, and Alessia ran her hand along the shelves, only to find a layer of dust that she wiped on her pants.

PAGES OF THE PAST ALESSIA'S RAILWAY JOURNEY



nswrailmuseum.com.au

STAGE 2



NSW RAIL MUSEUM NARRATIVE - STAGE 2

Chapter One

Sunlight warmed the right side of Alessia's face, trying its best to snap her out of her bad mood. She had been sitting on the front steps of her new house, grumbling to no one in particular about how unfair it all was. She never wanted to move, she'd told them so many times. But they didn't listen. Her parents just kept promising a bigger house, a busier neighbourhood filled with kids and a beautiful school just down the street.

As the removalists struggled past her, she listened for the loud thump of heavy boxes hitting the wooden floorboards.

"Alessia?"

Her father had suddenly appeared beside her and crouched down so he could take her head in his hands.

"Alessia?" He repeated gently, without waiting for a response. "Time for you to help us out. There's a box of books in your new bedroom, can you head up and unpack it, please?"

Alessia grumbled in response and dragged her feet up the stairs as her father watched on, worried about how unhappy she seemed in her new home.

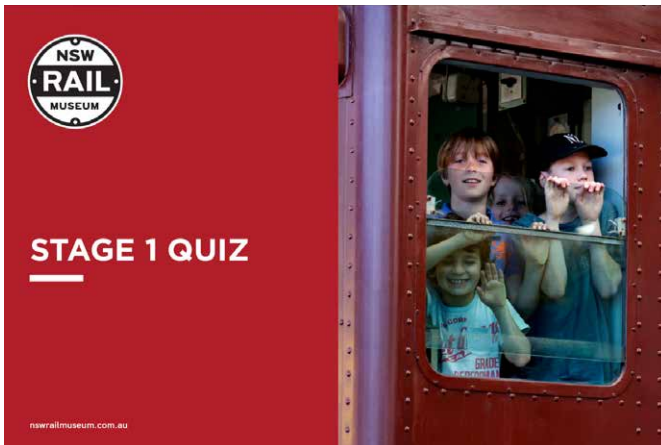
The family had moved so Alessia's parents could be closer to their jobs in the city. But all Alessia wanted was to stay close to the friends she had known since she was a baby. With no siblings, she counted her friends as family. Now, all she had were her books.



Kahoot Quiz

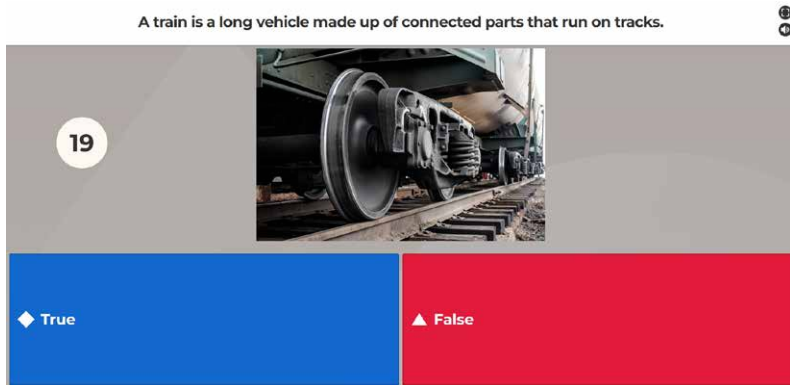

Test your students' knowledge and understanding with this engaging quiz that measures learning before and after exposure to the interactive lesson content.

Suggested time to implement: *Pre and Post visit.* This quiz is most effective when used once before the visit to gauge how much students already know. Completing the quiz again after the visit will assist in understanding how much students have learned.



What do you already know about trains and the New South Wales Rail Museum?

Let's do a pre-quiz to find out!



A downloadable PDF of the narrative and the link to the Kahoot quiz can be found at nswrailmuseum.com.au/learning

Further Resources

NSW RAIL MUSEUM

Our website has additional information including other pre- and post-visit materials. You can find these at nswrailmuseum.com.au/learning

MAAS

Learn more about Locomotive No 1, the first in NSW and the Boulton and Watt steam engine at the Museum of Applied Arts and Sciences.

collection.powerhouse.com.au/object/19352
powerhouse.com.au/program/boulton-watt-engine

TRANSPORT FOR NSW

Look at other modes of public transport in NSW and practice reading timetables. Timetables are available at transportnsw.info

Don't forget the visit and post-visit activity sheets are online!



ANIMATED ENGINES

See how a steam locomotive engine works with an animation at animatedengines.com/locomotive.html

HISTORY OF RAIL IN AUSTRALIA

An overview of rail development across Australia is available from the Australian Government Department of Infrastructure and Transport. From the first passenger railway line in 1855 to where the NSW railways are today. transport.nsw.gov.au/projects/community-engagement/sydney-trains-community/culture-and-heritage/history-of-nsw-railways

GENERAL INFORMATION



12



Getting to NSW Rail Museum

NSW Rail Museum is in Thirlmere, only an hour southwest of Sydney and in easy reach of Canberra, Wollongong and the Southern Highlands.

BY ROAD

If you are travelling by road, take the Picton road exit off the M31 (Hume Highway), and turn right towards Picton. Follow the signs to the NSW Rail Museum.



Bookings

All groups visiting NSW Rail Museum must book in advance. Booking enquiries can be made via the online form at nswrailmuseum.com.au/learning or by phone on 1300 11 55 99. We will contact you to confirm your booking.

PRICES

Guided visit \$10 per student. Guided visit including heritage train ride \$15 per student. Accompanying teachers, parents and carers free of charge, to maximum ratio of 1:10.

PAYMENT

Payment can be made via credit card prior to your visit or on the day. Alternatively, if you would like an invoice sent to your school, please let us know in advance.

MAKING THE MOST OF YOUR VISIT

Research suggests that learning in museums is maximised if the students are prepared for their visit with an overview of the program and the museum layout, are familiar with the key concepts, and the visit is integrated into units of work being studied at school. The accompanying notes in this information pack will assist with this.

 **On Arrival**

Please see staff at the reception desk when you arrive. They will assist you with cloaking and let you know where to go. All school visits begin with an introductory talk.

CLOAKING

As there is limited storage space available, we ask that students do not bring school bags to the NSW Rail Museum. Space will be provided to securely store lunches.

TOILETS

Toilets are located close to the main entrance and in the Great Train Hall.

COACH PARKING

Coaches are able to stop at the front entrance for drop off and pick up. However, we ask that waiting coaches use the coach bay on Barbour Road.

LATE ARRIVAL

Please notify the NSW Rail Museum on 1300 11 55 99 on the day if your group will be late. We cannot guarantee the availability of guides if your group arrives earlier or later than the confirmed arrival time.

MORNING TEA/LUNCH

A 15 minute crunch and sip and 30 min lunch and play break is included in the excursion. All-weather lunch areas are available. Space will be provided to store lunches.

 **Supervision and Safety**

RISK ASSESSMENT

The NSW Rail Museum venue safety information document can be downloaded from our website: nswrailmuseum.com.au/learning

SUPERVISION RATIOS

Students must be accompanied by teachers/parents who are responsible for students' behaviour onsite. A teacher-to-student ratio of 1:10 is recommended for school groups.

INSURANCE

The NSW Rail Museum site is covered by public liability insurance, available upon request.

 **Accessibility**

Disability parking is available in the NSW Rail Museum car park.

Wheelchair accessible toilets are available in the Main Exhibition Building and in the Great Train Hall.

There is a hearing aid loop in the theatrette.

The museum is single level access to all areas, with ramp access to the Great Train Hall platform and the Roundhouse viewing area.

 **Opening Hours**

NSW Rail Museum is open seven days:

- Monday to Friday 10am - 4pm
- Saturday & Sunday 9am - 5pm

 **Contact**

NSW RAIL MUSEUM

10 Barbour Rd, Thirlmere NSW 2572
Ph: 1300 11 55 99

customers@thnsw.com.au
nswrailmuseum.com.au

Activity sheets to use during and after your visit are supplied as an additional resource.



Museum Map

LEGEND

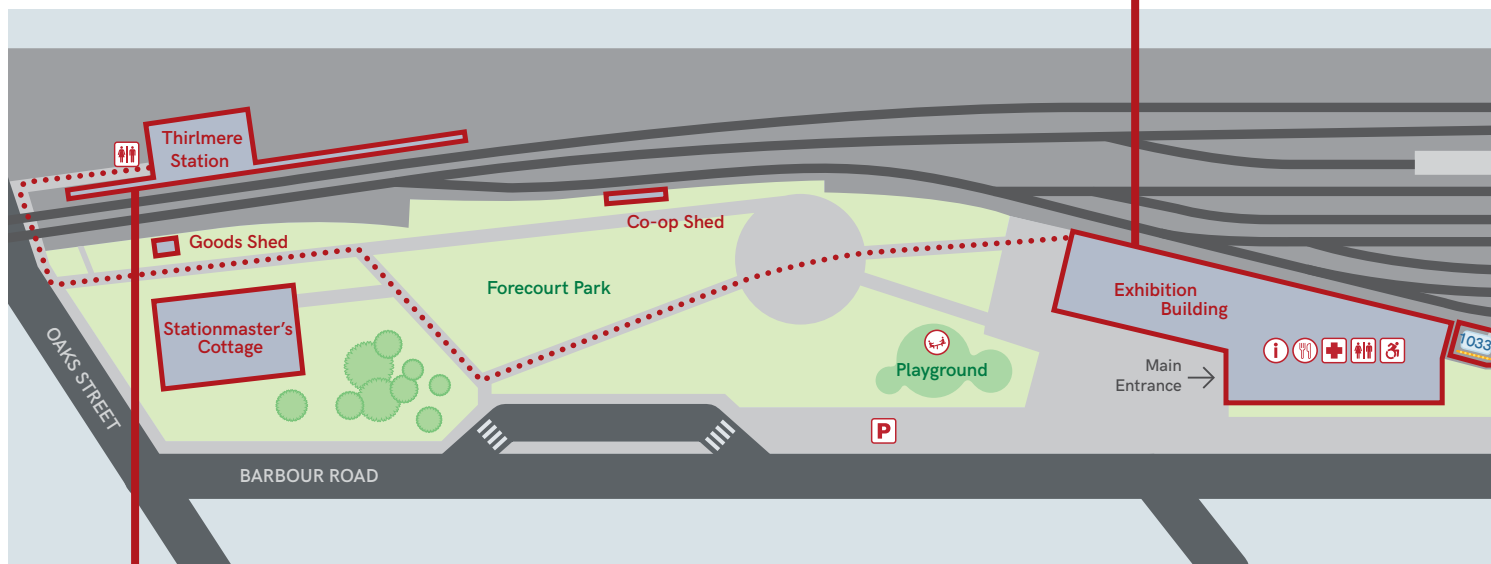
-  Parking
-  Information
-  Kiosk
-  First Aid
-  Toilets
-  BBQ & Picnic Tables

EXHIBITION BUILDING

Discover how the railways brought life to town and country, explore inside the mail van, hear the conversation in the prison van, admire the glorious Governor-General’s carriage, climb into the cab of locomotive E18 and don’t miss the show in the theatrette – one of the signature experiences of a visit to NSW Rail Museum.



14



THIRLMERE STATION

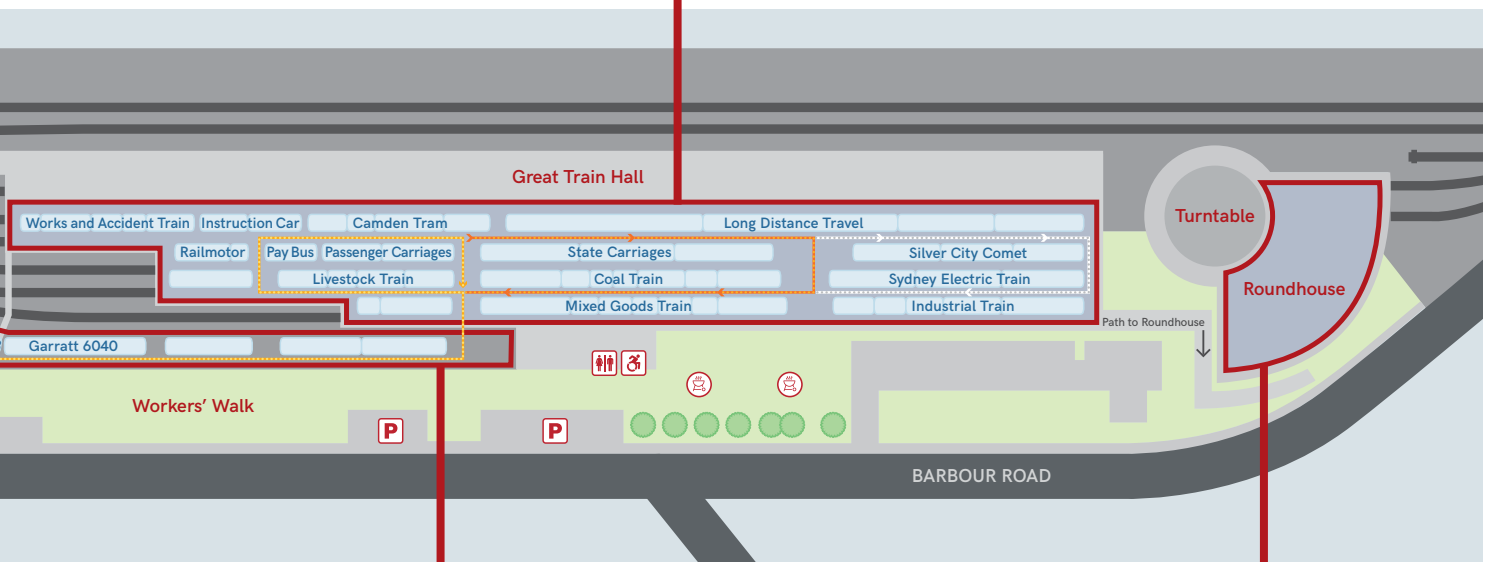
Loop Line heritage train rides depart here

The heritage precinct includes Thirlmere Station (1885), Stationmaster’s Cottage (1891) and Co-op Shed (1908).

Like many towns, Thirlmere was born with the coming of the Great Southern Railway from 1863 to 1867. The Co-op Shed was established by Estonian poultry farmers and is an important link to this profitable regional industry.

GREAT TRAIN HALL

The Great Train Hall features an impressive collection of steam, diesel and electric locomotives, as well as as many different types of passenger carriages and goods cars. A significant portion of the collection has been restored by the dedicated volunteers of the NSW Rail Museum.



WORKERS' WALK

Tributes to 14 jobs on the NSW Railways. For most of its existence, the NSW Railways was the state's largest employer. Workers' Walk plays tribute to some of the jobs that kept the wheels rolling and the trains moving around the state.



ROUNDHOUSE

View 'behind the scenes' maintenance and conservation of the heritage fleet. The roundhouse is serviced by a 32-metre (105-foot) turntable from the old Enfield steam depot. It is one of only three in NSW of that impressive size.



NSW Rail Museum Teachers Notes developed by Transport Heritage NSW in collaboration with Kimberlin Education.

© 2024. The design and images in this publication are copyright. Apart from fair dealing for the purposes of research, study, criticism or review, or as otherwise permitted under the Copyright Act, no part may be reproduced by any process without written permission.

For more information and upcoming events, visit:
nswrailmuseum.com.au or call **1300 11 55 99**

Brought to
you by **TRANSPORT
HERITAGE**
NSW